

Media Freedom and the Escalation of State Violence

Political Studies
2023, Vol. 71(2) 440–462
© The Author(s) 2021



Article reuse guidelines:
sagepub.com/journals-permissions
DOI: 10.1177/00323217211020243
journals.sagepub.com/home/psx



Sabine C Carey¹ , Belén González^{2,3}
and Neil J Mitchell⁴

Abstract

When governments face severe political violence, they regularly respond with violence. Yet not all governments escalate repression under such circumstances. We argue that to understand the escalation of state violence, we need to pay attention to the potential costs leaders might face in doing so. We expect that the decision to escalate state violence is conditional on being faced with heightened threats and on possessing an information advantage that mitigates the expected cost of increasing state violence. In an environment where media freedom is constrained, leaders can deny or reframe an escalation of violations and so expect to reduce potential domestic and international costs attached to that decision. Using a global dataset from 1981 to 2006, we show that state violence is likely to escalate in response to increasing violent threats to the state when media freedom is curtailed – but not when the media are free from state intervention. A media environment that the government knows is free to sound the alarm is associated with higher political costs of repression and effectively reduces the risk of escalating state violence, even in the face of mounting armed threats.

Keywords

media freedom, repression, dissent, violent conflict, human rights

Accepted: 7 May 2021

Over recent decades, researchers have developed a better understanding of what types of countries torture, kill and disappear their citizens. Poor countries with a history of repression, ongoing war or violent opposition are likely to be more repressive. Countries with an independent judiciary and an electorate to hold political leaders to account have better human rights records (Bueno De Mesquita et al., 2005; Hill and Jones, 2014; Mitchell and McCormick, 1988; Poe et al., 1999; Zanger, 2000a). There is substantial variation *between*

¹School of Social Sciences, University of Mannheim, Mannheim, Germany

²Institute of Political Science (IPW), Leuphana University Lüneburg, Lüneburg, Germany

³German Institute for Global and Area Studies (GIGA), Hamburg, Germany

⁴Department of Political Science, University College London, London, UK

Corresponding author:

Sabine C Carey, University of Mannheim, D-68159 Mannheim, Germany.

Email: sabine.carey@uni-mannheim.de

countries, but the level of state (non-)violence is relatively stable *within* countries, whether due to strategic calculations, government capacity or bureaucratic inertia (e.g. Davenport, 2007). Substantial changes in state-sponsored violations of physical integrity rights are relatively rare. Escalating violations is an important decision with potentially serious consequences for the government, the opposition and the stability of the country. Under what conditions do governments deviate from the status quo and step up violence against their population? We investigate how the potential costs of escalating repression shape the willingness of leaders to take this decision.

Research on state-sponsored violations of physical integrity rights has generally focussed on the benefit of such violence for the state. It is seen as a tool to contain threats, in particular violent opposition, what Davenport (1995) has referred to as the 'law of coercive responsiveness' (Carey, 2006; Davenport, 2007; Lichbach, 1987; Ritter and Conrad, 2016). Governments are most likely to escalate violence when faced with substantial threats to their rule (Carey, 2010). Yet some governments maintain rather than escalate repression under such conditions, as Indonesia did in the early 2000s (Boudreau, 2009; Human Rights Watch, 2002). Governments expect to benefit from repression in managing threats, but they also likely anticipate costs. We argue that this mixed response to threats is conditioned by the government's capacity to manage the expected costs of repression. Cost management is shaped by the tactics of the opposition (whether it is violent or nonviolent) and importantly by control of the media and the flow of information. In our analysis, the decision to violate physical integrity rights in order to manage threats is viewed in combination with other policy choices, notably with the control of information; repression is not a discrete policy choice.

If governments fear accountability costs for ratcheting up violations of human rights in the form of a domestic or international backlash (Francisco, 1996; Lichbach, 1987), then that fear may be modified by the control the government has over the flow of information. Accountability for wrongdoing depends on a credible account of that wrongdoing. In a country lacking independent media, the government can modify and hinder the flow of information, reframe, vilify or exaggerate the violence used by the opposition, and obscure or justify its actions. A constrained press lowers the costs of escalating state violence and modifies how the government responds to threats.

A comparison of what took place in upper-middle-income Turkey in 2013 and in low-income Georgia in 2003 (World Bank, 2018) highlights the association between media freedom and the government's response to escalating opposition. Freedom House classified both countries as partially free, with Turkey labelled a democracy and Georgia a semi-democracy according to Polity5 (Marshall and Gurr, 2020). Research on repression tells us that by level of income and democracy, Georgia should have been more likely than Turkey to ratchet up repression. But the opposite was the case when these countries faced massive opposition. In Turkey, extensive demonstrations and protests over Gezi Park were met with state-sponsored violence (Human Rights Watch, 2014). During that time, the Turkish government had already systematically constrained the media (Yilmaz, 2016). As a result, mainstream TV stations failed to report on the protests and the government's violent responses (Oktem, 2013). The government's control over the media likely facilitated the heavy-handed government response. Aytac et al. (2017: 64) highlight that 'the decision of an elected government often boils down to its assessment of the degree to which it will be held accountable for high levels of repression', which is hampered by state-controlled media.

In contrast, widespread protests in Georgia in November 2003 in response to disputed parliamentary elections culminated in a peaceful change in power, the Rose Revolution. Throughout this process, neither the old nor the new government significantly stepped up the level of violence (Fairbanks, 2004). Unlike other post-Soviet countries, Georgia had relatively free media that were able to report on government behaviour. Popular investigative programmes of the independent TV station Rustivi-2 'signalled to people that government figures could be held accountable without serious repercussions' (Anable, 2006: 16). If they had wanted to increase violence, Georgian leaders likely knew that, unlike their Turkish counterparts, they would be less able to cover up or deny their repressive tactics.

The extent to which governments can or cannot control the content and flow of information about their activities provides an environment that can help explain different reactions to increasing dissent in Turkey and Georgia. Free media increase the likelihood of the government being held accountable and raise the expected costs of escalating repression. Constrained media, as in Turkey, facilitate the escalation of state violence, making it more likely that governments will ratchet up the violation of physical integrity rights when faced with increasing threats.

We examine whether a government's response to substantial changes in domestic threats is conditioned by its control over the media environment. We accept the standard causal account of repression as a tool to manage threat and focus on increasing violent threats against the government as the most likely scenario for violent escalation by a government. We assess the different tactics of the opposition and include nonviolent dissent, to provide a more comprehensive test of challenges the government might face. Armed conflict and terrorism threaten overall stability and government survival, and have consistently been associated with state-sponsored repression (e.g. Hill and Jones, 2014; Piazza and Walsh, 2009; Shor et al., 2014). These extreme threats pose a particularly challenging test for a potentially modifying role of free media. When dealing with violent dissent by rebel or terrorist groups, governments could claim that the escalation of state-sponsored violence is proportionate and necessary to protect or restore security. The implication of our argument is that escalating violations in response to increasing violent threats is more likely in countries with limited media freedom as opposed to countries where the media are free to investigate and report on the government's repressive policies.

Using a global dataset from 1981 to 2006, we capture the threat environment and assess government responses to both violent and nonviolent forms of growing political unrest to provide a more comprehensive test of challenges the government might face. We show empirically that the onset or intensification of armed conflict or terror attacks are not systematically associated with a heightened risk of escalating state violence. Instead, the response of governments is conditioned by the expected costs attached to repression. Where the freedom of the media is curtailed, the government is able to justify or even deny the increasing use of state violence. Where the media are free, however, the commonly observed repressive response to extreme forms of violent dissent is less likely.

While research on repression has been dominated by expected benefits of violent policies, our study examines expected costs. It shows how media constraints modify state responses to increasing security threats.¹ Our research provides further evidence for the important role a free and active press plays for the protection of the wider population and why journalists are often targeted by governments (Carey and Gohdes, 2021; Gohdes and Carey, 2017).

Escalating State-Sponsored Violence: A Risky Strategy

The International Covenant on Civil and Political Rights (ICCPR) is designed to protect human rights, including the right to physical integrity. Most states are parties to this treaty. The right to be free from torture, political imprisonment, disappearances and killing is widely accepted, though not consistently implemented (Hathaway, 2002). Once imposed, the level of repression usually remains relatively static (Carey, 2006; Davenport, 2007). As in other policy areas, periods of policy stability dominate and are 'punctuated' by change (Pierson, 2000).

Departing from the status quo and escalating violence can have negative consequences for the government domestically and internationally. Domestically, escalation may reduce public support for the government and strengthen resistance (Carey, 2006; Mason and Krane, 1989; Moore and Davis, 1998; Opp and Roehl, 1990; Rasler, 1996; Rost, 2011). For example, in Northern Ireland harsh British counterinsurgency measures triggered further protest and violence between 1969 and 1992 (Francisco, 1996; LaFree et al., 2009).

The naming and shaming and the aid literatures point to the international costs of state-sponsored violence (DeMeritt, 2012, 2016; Hafner-Burton, 2008; Meernik et al., 2012). The violation of physical integrity rights can bring reputational and material costs, such as economic sanctions or reduced foreign aid (Apodaca and Stohl, 1999; Dietrich and Murdie, 2017; Nielsen, 2013; Zanger, 2000b). The risk of negative attention is likely to be greater for a marked increase in repression than for maintaining the status quo. In short, escalating the violation of the fundamental right to physical integrity will come with the expectation of additional costs for governments.²

Under what conditions might governments escalate state repression despite the risks attached to deviating from the status quo? The risks of escalation are likely outweighed by concerns of maintaining political stability in the face of serious security threats: Repression is usually higher when governments are faced with dissent, and particularly with violent dissent (Carey, 2010; DeMeritt, 2016).

While we know more about the correlates of *levels* of repression, we examine whether governments respond with *escalating* state violence when organized political violence against the state breaks out or intensifies. We concentrate on the impact of changes in extreme threats in the form of civil war and terrorist attacks on the propensity to escalate state repression.³ Civil war is among the best predictors of repression and consistently associated with violations of physical integrity rights (e.g. Hill and Jones, 2014; Poe and Tate, 1994). Both transnational (Dreher and Schneider, 2010; Piazza and Walsh, 2009; Robison, 2009) and domestic terror attacks (Shor et al., 2014) have also been linked to increasing state repression. We extend the analysis to the costs of repression and the media policy correlates of escalating the violation of physical integrity rights.

Censorship and the Escalation of State-Sponsored Violence

The risk of facing domestic and international costs for intensifying state-sponsored violence depends on the availability of reliable information about the behaviour of the state and its repressive agents. Without such information, the government cannot be held accountable and is unlikely to pay a price for increasing violence (Grant and Keohane, 2005; Mitchell, 2012). When governments are under threat and can influence the available information, we argue that they expect to contain the costs of escalating state-sponsored violence.⁴ Without a free press, the government can use its information advantage to deny or reframe the otherwise damaging escalation of state violence.

The symmetrical argument that press freedom contributes to better human rights protection is generally supported in the literature (Apodaca, 2007). A free press facilitates the flow of information about government policies, which could make repression too risky for the government. Whitten-Woodring (2009) shows that the positive impact of media freedom on levels of human rights is dependent on democratic institutions. Free media help overcome the collective action problem, influencing the repression–dissent nexus (Kim et al., 2015).

Free media enhance the flow of information about government activities. A government that cannot hide or rationalize its repressive policies is more likely to be held to account and to be punished for its wrongdoing. When journalists are free to investigate and report on government behaviour, the government is likely to be more sensitive to the domestic and international consequences of its actions. If decision-makers are worried about losing domestic and international support, they may choose not to increase state violence – even in the face of escalating threats. While international punishment for wrongdoing is not automatic (Nielsen, 2013), if the visibility, attention and information about the violation of basic rights is limited, then the expectation of being punished should be lower.

Media Control as a Tool for Denial or Reframing

All governments have an incentive to influence the visibility of controversial actions. As Durante and Zhuravskaya (2018) show, even governments with independent media strategically time unpopular actions, such as military operations, for when world attention is diverted by other events. While control over information is usually incomplete (Roberts, 2018), governments oftentimes limit the watchdog function of the press. Controlling the press provides an information advantage, which allows the government to deny or reframe its repressive measures as justified and proportionate to the actions of the opposition (Kim et al., 2015; Norris, 2014). As Hendrix and Wong (2013: 657–658) argue, rulers use torture because they expect a political benefit but if such abuses ‘are widely reported, they become political liabilities for the regime . . . [B]efore deciding to disregard international human rights norms in their actions, rulers assess the probability that their actions will be widely reported’.⁵

When the government controls the media, two mechanisms make the escalation of repression more likely: the denial or the reframing of its escalating violence. First, by controlling the media, the government can disguise the escalation of repression. It can deny this turn in strategy, block key sources of information, or deny that the government is behind the escalating violence. For example, Chinese media blamed the protesters in Hong Kong in 2019 as the source of the escalating violence (Myers and Mozur, 2019).

Second, media control helps the government reframe its actions to make them appear excusable or justifiable. Particularly in the context of increased rebel violence or terror attacks, framing may involve vilifying or smearing the opposition, downplaying the government’s own violent strategies, exaggerating the violence of the opposition, shifting responsibility to other agents or packaging the repression as a proportionate and necessary response to protect the security of the public. Government-controlled media can assist in justifying wider repression that might not just be directed at perpetrators of the violent dissent. Growing violent opposition can be exploited by the government to target individuals and groups perceived to pose a threat, even if they are not directly involved in the rebel or terrorist attacks. The authorities can portray the targeted population in a way

that justifies an increasingly violent response, for example, as a foreign-influenced out-group that threatens the nation and that requires a ‘firm response’ to avert or reduce the dangers these groups pose for the public. Presenting the targeted group in the media as particularly dangerous reduces the risk of negative repercussions for increasing the overall level of state-sponsored violence.

The development of social media might interfere with these mechanisms because it increases the potential sources and avenues for disseminating information and complicates state control. But this ‘new information age’ also enables governments to monitor these information flows and to flood the news environment with their preferred stories and interpretation of events (King et al., 2013, 2017). ‘Fake news’ can be distributed widely and impede an accurate assessment of government actions. For example, commenting on the Hong Kong protests in 2019, the Financial Times reported that ‘[a]fter an initial ban on any reports of the protests, the Communist party propaganda department has now ordered mainland media to flood the zone with reports emphasizing the violence of protesters and the supposed role of ‘hostile foreign forces’” (Myers and Mozur, 2019).

Despite the rapidly evolving informational context produced by social media, governments have not abandoned efforts to control conventional media outlets and intimidate journalists (Freedom House, 2015).⁶ Conventional outlets are still considered to play an important role. Not all sources of information are equal, nor are they equally circulated domestically and internationally. With controversial policies such as the use of violence, the quality of the evidence base is key. Leaders have most to fear from credible stories of government wrongdoing appearing in widely recognized outlets (Nielsen, 2013) and as a result they continue to invest effort in controlling both traditional and online social media. For example, Russia systematically hampered independent and critical reporting in 2015 to shape the portrayal of the country’s activities in Ukraine and Syria (Freedom House, 2015; Mejias and Vokuev, 2017).

We expect that under conditions of limited press freedom, governments anticipate a lower risk of an international or domestic backlash if they escalate the violation of physical integrity rights in the face of increasing violent opposition. Press freedom, or the absence of it, shapes the political costs of escalating repression and therefore conditions a government’s response to increasing violent dissent. This leads to the following hypothesis: *Repression is more likely to escalate in the face of increasing violent dissent when press freedom is constrained.*

Our study examines the widely supported argument that violent dissent leads to repression. We assess the impact of *increasing* violent threats on *changes* in government repression. Given the empirical pattern found in past research, we would expect that increases in such threats trigger increases in state coercion. But we argue that media freedom is likely to modify this relationship. Governments that can manipulate information about the threat and their behaviour, may anticipate a reduced risk of being held accountable for a repressive response. We test for the presence of the policy correlate of media control when governments escalate repression in the face of escalating violent threats.

Research Design

We analyse the escalation of repression with a global dataset from 1981 to 2006, with the country-year as unit of analysis.⁷ Our dependent variable is an ordinal measure of changes in physical integrity rights violations. *Change in repression* has three categories to account for the ‘decrease’, ‘no change’ and ‘increase’ of repression from one year to the

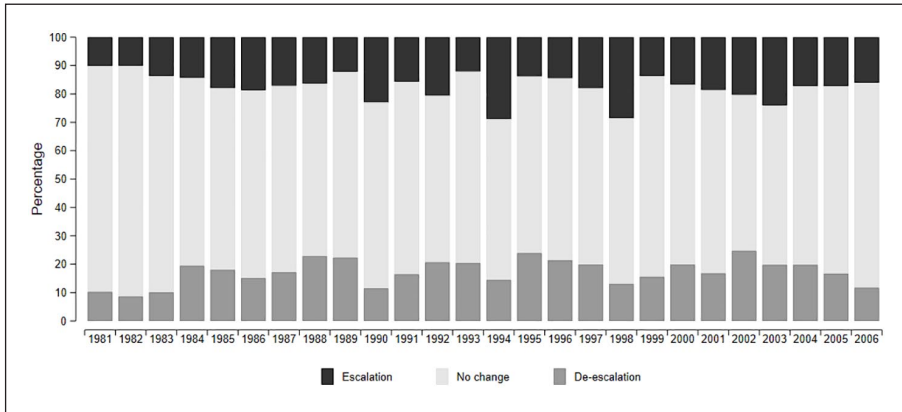


Figure 1. Distribution of the Dependent Variable 'Changes in Repression'.

next. Our focus is the 'increase' of state repression, but we include the other two possible outcomes to model all government response options.

To construct this measure we use the 5-point Political Terror Scale (PTS) (Wood and Gibney, 2010). The PTS identifies the extent to which physical integrity rights violations affect larger sections of a country's population, drawing on multiple sources.⁸ This allows us to develop a widely accepted and easily comparable measure of substantial, general escalation in a cross-country set up. *Change in repression* includes changes of one or more ordinal points from any level.⁹ Given the stickiness of the original PTS, a one-point change represents a substantial shift in human rights conditions country-wide. It captures changes in the overall repressive strategy at the national level.

Figure 1 graphs the three categories of *changes in repression* over time. Repression changes in about one third of our observations.¹⁰ Most instances of escalation end at the intermediate category of physical integrity violations (PTS level 3, 38%). Governments that de-escalate tend to arrive at full respect of these physical integrity rights (PTS level 1, 24%).

Our main independent variables are changes in organized dissent and media constraints. We operationalize changes in dissent in two ways: onset (*Dissent onset*) and intensification (*Dissent Δ*). These measures depict different stages of organized action against the government that are likely to affect the leader's perception of threat intensity and the appropriate response to it. Onset represents the emergence of a new dispute, while intensification refers to the increase of an existing threat.

We code the onset of an armed conflict as a binary variable when clashes between the government and a rebel group generate at least 25 battle-related deaths for the first time, using the UCDP/PRIO Armed Conflict Dataset (Gleditsch et al., 2002). We measure intensification of armed conflict as a binary indicator when the number of battle-related casualties crosses the threshold of 1,000 battle deaths or when the same government faces additional sub-national conflicts with different rebel groups.

To code domestic terror attacks against the national government, including on governmental infrastructure, government officials and citizens, we use data from the Global Terrorism Database (GTD). We apply GTD's (2016) conservative definition of terror attacks, which have to fulfil three criteria: (i) the intentional use of force to coerce, intimidate or convey a message to larger audience than the immediate victims; (ii)

with political, economic, religious or social goal that (iii) takes place outside legitimate warfare activities. We code the onset of a terrorist campaign for the first year in which a domestic terror attack against the government takes place or after at least two consecutive years of no attacks. We code intensification when the number of terror attacks against the same government increases from one year to the next.

Mass opposition to the government can also be of a nonviolent nature. Systematic and organized mass movements pose a distinctive threat to the government and may alter the level of state violence (Chenoweth and Stephan, 2011). To assess whether the modifying effect of free media depends on the tactics of the opposition and applies only to extreme, violent events or to large-scale dissent more generally, we test for the conditioning impact of media freedom when governments are faced with nonviolent campaigns, using the NAVCO 2.0 data set (Chenoweth and Lewis, 2013).¹¹ We identify nonviolent campaigns onset as a binary indicator for the first year the campaign becomes active. The intensification of nonviolent campaigns is coded 1 when the campaign grows in number of participants, when new organizations become involved in the campaign, or when additional campaigns are initiated against the same government from one year to the next.

The variable *constrained media* captures the information advantage of the government and is based on the Global Media Freedom Dataset (Whitten-Woodring, 2009; Whitten-Woodring and Van Belle, 2017). We follow Whitten-Woodring and Van Belle (2017: 180–183) and construct a binary indicator. Countries are categorized as having constrained media when it is impossible to safely criticize the government and its officials, and when media outlets are (in-)directly controlled by the government. Media are coded ‘free’ if criticism of the government and its officials is common practice with no further consequences or with limited social, legal or economic costs.

We control for other factors that may affect the risk that repression escalates and that might be linked to media freedom. The government’s decision to extend violent policies may be related to the general political instability of the country or to multiple forms of organized opposition taking place simultaneously. We thus control for other forms of ongoing dissent with binary indicators for either *Armed conflict*, *Terror attacks* or *Nonviolent* opposition. If we excluded these violent and nonviolent campaigns from the analyses, we could not rule out that the decision to escalate repression was guided by these other forms of dissent (Gläsel et al., 2020).

Human rights violations are likely to continue the following year (Carey, 2006; Davenport, 2007), because, like other policies, they are bounded by past practice (Hecló, 2010; Pierson, 2000). We control for the extent to which the government has been using repressive policies by including the lag of the 5-point PTS (PTS_{lag}). We also include regime type because it likely affects both press freedom and changes in repression. In addition, democratic countries are generally less repressive (Davenport and Armstrong, 2004; De Mesquita et al., 2005; Hill and Jones, 2014), and we expect they are also less likely to escalate repression. We control for the degree of democracy with the Xpolity measure, which excludes the dimension of Polity IV that overlaps with conflict (Hill and Jones, 2014; Vreeland, 2008). We recode the Xpolity variable, which ranges from -7 (autocratic) to +7 (democratic), into a binary variable, identifying *democracies* for values 4 or higher.

We control for international costs of repression by accounting for countries that are dependent on aid from democracies, where *democracy aid* is coded ‘as the natural log of the sum total of aid received from democracies as a proportion of the recipient’s gross domestic product’ (Carey et al., 2015: 9). Such countries should be more sensitive to

international condemnation and therefore likely to abstain from escalating repression. As richer countries are less repressive and more populous countries are more repressive (e.g. Poe et al., 1999), these factors might also affect the risk of escalation. Hence, we include the log of gross domestic product (*GDP*) *per capita* and *population* size with data from Gleditsch (2002).

We use a multinomial logit model as a government can sustain, increase or decrease the violation of physical integrity rights. Our dependent variable *change in repression* captures the entire range of this dynamic behaviour. We estimate the coefficients by comparing the outcomes ‘de-escalation’ and ‘escalation’ of repression with ‘no change’, our baseline category. This modelling strategy estimates the probability that a state will increase repression, our main outcome of interest, while accounting for alternative choices the government can make.

We lag all independent variables by one year, except those related to country characteristics, to avoid simultaneous influences from the outcomes we examine. Since the errors may vary systematically by country, we use robust standard errors clustered by country. To deal with autocorrelation in the dependent variable, we include cubic polynomials of the time since the last change in state repression (Carter and Signorino, 2010). We employ alternative modelling strategies, including linear regressions with country and year fixed effects, presented in the online appendix of the Supplementary Information. Table S1.1 in the online appendix of the Supplementary Information provides the summary statistics.

Results

Tables 1 and 2 show the multinomial regression results of dissent types and constrained media on changes in repression. The tables display coefficient estimates for the *de-escalation* and *escalation* of repression, with *no change* as the baseline category. Table 1 uses the onset of each dissent type ($Dissent_{onset_{lag}}$) as the main independent variable, while Table 2 depicts the results for dissent intensification ($Dissent \Delta_{lag}$). We theorized that governments are more likely to escalate repression when faced with increasing violent threats, but that the costs of such escalation are conditioned by media freedom. To test for this hypothesized relationship, we interact each dissent type with $Constrained\ media_{lag}$.

In Table 1, the coefficient estimates for the interaction terms of violent dissent onset and constrained media fail to reach conventional levels of statistical significance across outcomes. Governments do not seem to escalate the overall level of repression in response to the onset of armed conflicts or terrorist campaigns even when they are in control of the media. This finding qualifies current findings, which assume a consistent relationship between violent opposition and state repression. The otherwise relatively consistent repressive government response to particularly threatening forms of violent attacks does not seem to apply to substantive changes in overall repression when such attacks are first initiated. The coefficient estimate for the interaction term of nonviolent onset and constrained media is statistically significant for the de-escalation outcome, though only at the 10% level. Despite being in control of the media, governments seem to scale down repression at the start of nonviolent campaigns.

Table 2 shows the results for the impact of intensifying violent and nonviolent organized dissent on escalating repression. The coefficient estimates for the interaction terms of violent dissent intensification and constrained media are statistically significant for the escalation of repression. In an environment of constrained media, governments are more

Table 1. Multinomial Regressions of Dissent Onset and Constrained Media on Changes in Repression.

Outcome type	Dependent variable: Changes in repression					
	Armed conflict		Terror attacks		Nonviolent	
	De-escalation	Escalation	De-escalation	Escalation	De-escalation	Escalation
Dissent onset _{log}	-0.326 (0.364)	0.274 (0.392)	0.454 (0.279)	0.136 (0.340)	-0.308 (0.531)	-0.305 (0.579)
Constrained media _{log}	-0.105 (0.155)	0.142 (0.131)	-0.077 (0.163)	0.155 (0.136)	-0.141 (0.155)	0.167 (0.133)
Dissent onset _{log} × Constrained media _{log}	0.106 (0.442)	0.608 (0.460)	-0.429 (0.384)	-0.048 (0.487)	1.205 [†] (0.633)	0.210 (0.735)
Armed conflict _{log}			-1.039*** (0.199)	1.059*** (0.166)	-0.947*** (0.197)	1.022** (0.168)
Terror attacks _{log}			0.404* (0.173)	0.404* (0.159)	-0.350* (0.166)	0.197 (0.153)
Nonviolent _{log}			0.004 (0.200)	0.004 (0.200)		
PTSD _{log}			0.861*** (0.075)	-0.811** (0.065)	1.022*** (0.080)	1.059*** (0.081)
Democracy			-0.300* (0.142)	-0.300* (0.138)	0.340* (0.147)	-0.296* (0.141)
Democracy aid			-0.001 (0.001)	-0.002 (0.001)	-0.001 (0.001)	-0.002 (0.002)
GDP _{log}			0.028 (0.061)	-0.427*** (0.050)	-0.003 (0.060)	-0.430*** (0.052)
Population _{log}			-0.193*** (0.047)	0.179* (0.041)	-0.203*** (0.044)	0.173** (0.044)
Constant			-1.209 [†] (0.653)	3.275*** (0.475)	-1.266 [†] (0.671)	3.589*** (0.512)
Wald χ^2			605.61***	605.61***	704.81***	716.90***
Akaike information criterion			5665.49	5665.49	5583.25	5571.74
Number of clusters			157	157	157	157
Number of observations			3555	3555	3555	3555
Time cubic polynomials			✓	✓	✓	✓

Outcome variable baseline category no change. Values are coefficients with robust standard errors in parentheses, clustered on country. [†] $p < 0.1$. * $p < 0.05$. ** $p < 0.01$.

Table 2. Multinomial Regressions of Dissent Intensification and Constrained Media on Changes in Repression.

Outcome type	Dependent variable: Changes in repression					
	Armed conflict		Terror attacks		Nonviolent	
	De-escalation	Escalation	De-escalation	Escalation	De-escalation	Escalation
Dissent Δ_{lag}	-0.496 (0.431)	-0.506 (0.723)	-0.200 (0.302)	0.022 (0.231)	-0.630 (1.128)	0.337 (0.692)
Constrained media Δ_{lag}	-0.108 (0.158)	0.137 (0.129)	-0.070 (0.166)	0.077 (0.137)	-0.138 (0.158)	0.161 (0.134)
Dissent Δ_{lag} \times Constrained media Δ_{lag}	0.324 (0.527)	2.079** (0.778)	-0.284 (0.396)	0.843* (0.333)	1.695 (1.251)	0.347 (0.693)
Armed conflict t_{lag}						
Terror attacks t_{lag}	-0.573** (0.174)	0.403** (0.152)	-0.989** (0.203)	1.024** (0.166)	-0.931** (0.199)	1.015** (0.167)
Nonviolent t_{lag}	0.304 (0.201)	0.017 (0.200)	0.211 (0.218)	-0.053 (0.191)	-0.365* (0.167)	0.193 (0.152)
PTS t_{lag}	0.863** (0.075)	-0.820** (0.064)	1.037** (0.080)	-0.984** (0.069)	1.052** (0.081)	-0.970** (0.068)
Democracy	0.408** (0.141)	-0.303* (0.139)	0.383** (0.148)	-0.347* (0.144)	0.389** (0.142)	-0.297* (0.142)
Democracy aid	-0.001 (0.001)	-0.001 (0.001)	-0.001 (0.001)	-0.003† (0.001)	-0.001 (0.001)	-0.002 (0.002)
GDP $_{log}$	0.030 (0.061)	-0.432** (0.051)	0.007 (0.061)	-0.434** (0.053)	0.017 (0.060)	-0.430** (0.052)
Population $_{log}$	-0.192** (0.047)	0.188** (0.042)	-0.200** (0.045)	0.188** (0.045)	-0.190** (0.044)	0.168** (0.045)
Constant	-1.247† (0.647)	3.285** (0.473)	-1.422* (0.687)	3.603** (0.514)	-1.565* (0.677)	3.636** (0.514)
Wald χ^2		608.38**	780.29**			741.97**
Akaike information criterion		5661.63	5570.43			5570.55
Number of clusters		157	157			157
Number of observations		3555	3555			3555
Time cubic polynomials		✓	✓			✓

Outcome variable baseline category *no change*. Values are coefficients with robust standard errors in parentheses, clustered on country.
 † $p < 0.1$, * $p < 0.05$, ** $p < 0.01$.

likely to respond to increasing violent opposition with escalating state violence, as we would expect from the literature. The coefficient estimate for the interaction term of non-violent dissent intensification and constrained media fails to reach conventional levels of statistical significance. Rather than escalating repression, governments seem to maintain repression levels when confronted with greater nonviolent resistance.

Among the control variables, the presence of armed conflict or domestic terror attacks consistently increases the risk of escalating state repression and decreases the chances of de-escalation. Nonviolent dissent does not have a statistically significant impact on escalating state violence. PTS_{lag} is robustly correlated with changes in repressive policies across model specifications. The coefficient estimates are positive for the de-escalation outcome and negative for the escalation outcome. The expected advantage of further escalating violence appears to be small when the government is already using repression. Past repression establishes the procedures for continuing violence, but it does not necessarily lead governments to further escalate repression.

The remaining control variables largely support previous findings on the levels of repression and are robust across model specifications. The coefficient estimates for *Democracy* are positive and statistically significant for the de-escalation outcome and negative and statistically significant for the escalation outcome. Democratic government are less prone to extend torture, killings and disappearances. The measure for democratic aid dependency fails to reach conventional levels of statistical significance in all models. Countries with a better economy are less likely to extend repressive measures as indicated by the negative and statistically significant coefficient estimates of GDP_{log} for the escalation outcome. Countries with large populations are systematically more likely to either continue with ongoing repressive policies or to increase them as shown by the estimates for $Population_{log}$.

We calculate predicted probabilities to assess the substantive effects of the interaction terms between increasing violent and nonviolent dissent and constrained media (King et al., 2000). We present the substantive effects in two steps to visualize the comparison between our findings. First, in Figure 2, we assess the effect by evaluating government responses to dissent types at different levels of media freedom. In Figure 3, we examine the overall effect of the interaction between dissent type and media freedom.

Figure 2 visualizes the effect of dissent on changes in repression conditional on whether the media are free or constrained (partial differences). The panels display the change in the probability of de-escalation (grey bars) and escalation (black bars) of repression with point estimates and 95% confidence intervals. The two panels at the top visualize the effect of dissent onset on changes in repression (based on Table 1) when the media are free (left panel) and constrained (right panel). The two panels at the bottom present the same information for dissent intensification (based on Table 2).

Focussing on the two panels on the left, governments are unlikely to escalate human rights violations in response to increased threats when the media are free from state control. The confidence intervals around the point estimates for escalating repression under the scenarios of the onset and the intensification of the three forms of domestic threat contain the value zero. Where journalists can freely investigate and report, governments seem to stick to their policies, irrespective of how serious domestic threats become.

The two panels on the right in Figure 2 display how dissent influences repression when media freedom is constrained. They show that under constrained media, the effects of dissent on government violence depend on the nature of dissent. With media freedom

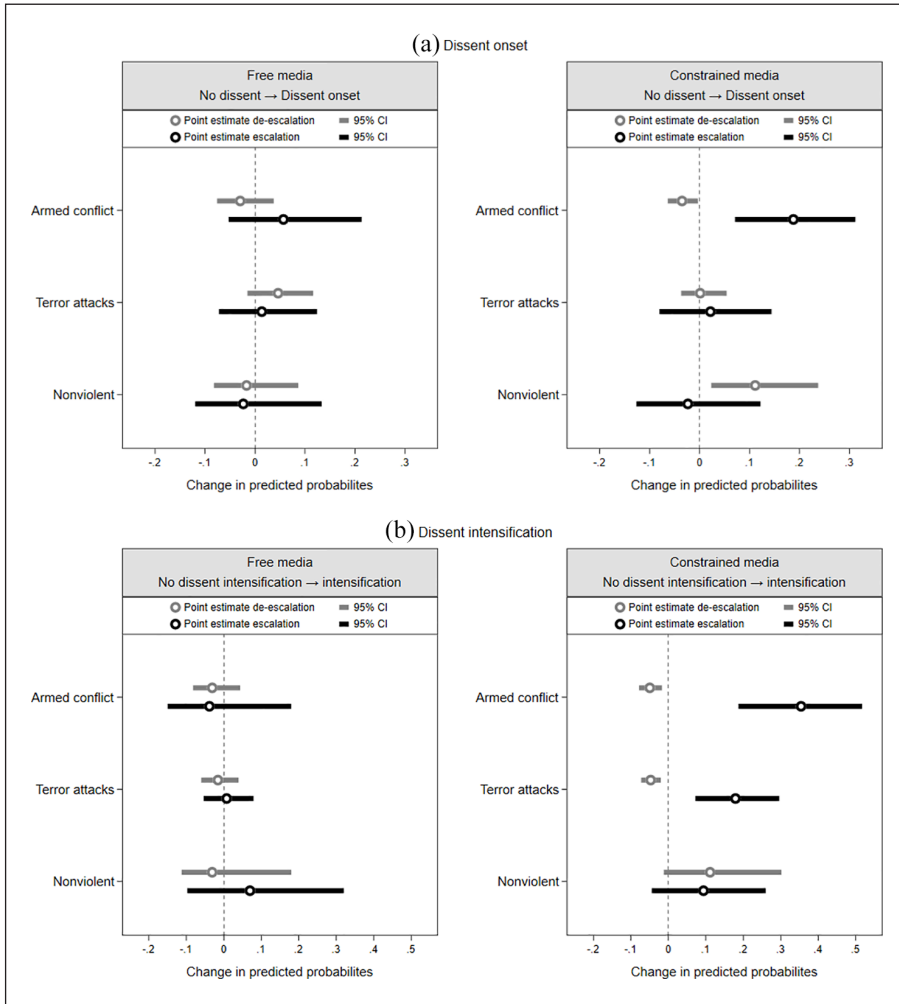


Figure 2. Substantive Effect (Partial Differences) of Dissent Types on Changes in Repression at Different Levels of Media Freedom. (a) Dissent Onset. (b) Dissent Intensification. Points represent the change in the Pr(De-escalation) in grey and change in the Pr(Escalation) in black comparing a country without dissent onset (top) or intensification (bottom) to where those are present. The left column depicts a scenario with free media and the right column with constrained media. The remaining variables are held at their mean or median.

curtailed, governments tend to extend repressive policies when attacked by rebel or insurgent groups. Both the onset and intensification of armed conflict are correlated with a higher probability of governments escalating repression (18% and 31%, respectively). Governments with control over the media are also likely to escalate repression in response to the intensification of terrorist attacks (panel on the bottom right in Figure 2), but not following the onset of terror (panel on the top right). When terrorist groups first become active governments seem to first wait and assess how the situation develops. Should attacks intensify, however, governments likely increase repression – but only if they control the media.

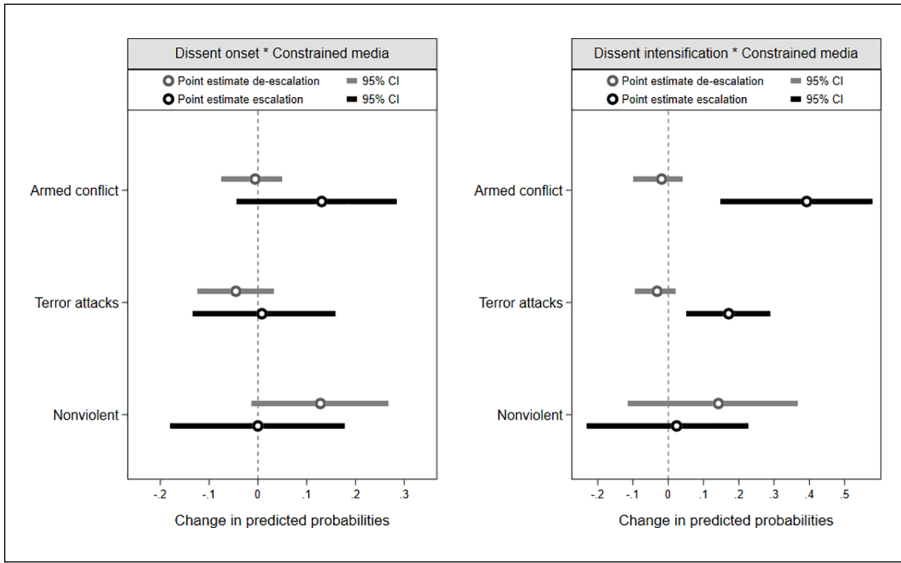


Figure 3. Substantive Effect (Double Differences) of Constrained Media and Dissent Onset (Left) as Well as Dissent Intensification (Right) on Repression. Points represent change in the Pr(De-escalation) in grey and change in the Pr(Escalation) in black as opposed to ‘no change’ in the government’s repressive behaviour. The remaining variables are held at their mean or median.

Faced with increasing nonviolent campaigns governments do not seem to escalate repression. This finding supports the argument that governments are aware of the repercussions of violence against protesters (Chenoweth and Lewis, 2013), as state violence can increase support for nonviolent movements (Sharp, 2005). Escalating state repression when faced with nonviolent dissent also usually lacks support among the wider population (Lupu and Wallace, 2019). Under such circumstances, instead of using force, governments may opt for using their power over media to publicly discredit the protest movements without provoking the material and political costs associated with extending repressive policies (Brechenmacher, 2017).

To gauge the size and statistical significance of the overall effect of the product term, we visualize double differences (Berry et al., 2010). Figure 3 shows the substantive effect of constrained media for dissent onset (left panel) and dissent intensification (right panel). Dissent onset and constrained media (left panel) do not seem to influence repressive policies. In contrast, when governments are faced with intensifying attacks by rebels or terrorist (right panel), they escalate repression levels in an environment of constrained media. Yet, they will not do so when confronted with growing dissent that is nonviolent. These findings qualify research that assumes a consistent and uniform relationship between violent opposition and state repression.

Robustness Checks and Alternative Explanations

Our main findings are robust to different specifications and controlling for possible alternative explanations, which we report in the online appendix of the Supplementary Information. First, we re-estimated our models using an alternative operationalization of

constrained media. To reduce the impact of our outcome variable on short-term changes to media freedom, we replace our media measure with fixed country averages of constrained media.¹² An escalation of repression might itself limit media freedom. This country average captures the prevailing policy pattern of media conditions. The main findings hold when replicating the original multinomial estimations using the fixed country average of constrained media.

Second, we replicate our analysis estimating ordinary least squares (OLS) regressions on the 3-point *change in repression* scale¹³ and binary probit regressions on the distinctive outcomes of ‘de-escalation’ and ‘escalation’. In the linear models, we include country and year fixed effects to control for idiosyncrasies and characteristics that may emerge from specific countries or specific years and that could influence the outcome variable. Our key findings remain robust to these alternative specifications.

Finally, we control for several potential factors that may affect governments’ decisions to change repressive policies. We include military personnel per capita (Correlates of War Project 2010) to account for the government’s ability to deploy repressive agents and presence of pro-government militias (Carey et al., 2013), which are associated with worse human rights violations (Mitchell et al., 2014). Our main results remain unaffected when we control for these measures of repressive capabilities.¹⁴

Threats to the government can also emanate from within the ruling elite itself (Powell and Thyne, 2011). An attempted military coup d’état can provide an incentive for governments to increase repression, to ensure they have eradicated the threat and to deter further dissent.¹⁵ Controlling for failed coup attempts does not change our findings. We account for major threats in neighbouring countries as these can influence the government’s decision to extend its repressive policies (Gleditsch and Rivera, 2017). Including control variables for armed conflict, terror attacks and nonviolent campaigns in bordering countries does not change our main findings.¹⁶

Case Examples and Discussion

We use two cases, Venezuela and Ecuador, to briefly illustrate our argument. The case of Venezuela shows how governments can use their control over media to justify escalating state repression in response to increasing dissent. In contrast, in Ecuador, where the press reported freely on the government’s behaviour, state officials chose not to increase repressive policies despite growing violent threats.

Venezuela had a record number of members of their security forces murdered in 2016 (Venezuela Investigative Unit, 2017) and experienced escalating anti-government protests in 2017. A United Nations High Commissioner for Human Rights report estimates that anti-government protests increased by 157% compared with the previous year (Office of the United Nations High Commissioner for Human Rights (OHCHR), 2017: 5). While only some protests were violent, the government-controlled media portrayed a rising subversive threat that required an increasingly repressive response. In April 2017, President Maduro even warned on national television of a United States coup while broadcasting images of government loyalist marches ‘to defend the homeland’ (López and Watts, 2017). In response to growing dissent, and exploiting the control over the media, Venezuelans were exposed to ‘mounting levels of [government] repression’ as well as ‘increasing stigmatization and persecution of people perceived as opposing the Government of President Maduro’ (OHCHR, 2017: ii–iii). The case of Venezuela illustrates how the government used its ability to shape the public discourse, warning of the severity of the threat, in combination with escalating state violence.

In contrast, Ecuador in the late 1980s and early 1990s highlights the importance of free media in constraining government responses to increasing opposition. Between 1988 and 1992, Ecuador experienced a growing trend in terror attacks and fatalities. Foreign embassies were targeted in the capital city, while in the countryside, indigenous groups began occupying estates and prompting owners to recruit private guards (Brooke, 1991). Despite the variety of threats and the ‘unnerved propertied class’ (Brooke, 1991), the government did not escalate repression. Lower-level officials allegedly used torture, but the overall level of state violence did not change in response to the increasing terror attacks. There were no reports of politically motivated killings, disappearances or imprisonments, with the exception of two disappeared Colombians in 1988 (United States Department of State, 1989, 1992, 1993). These disappearances were reported on TV and radio programmes, prompting government investigations and the arrest and charging of the responsible police officers (United States Department of State, 1992: 582, 1993: 392). By monitoring the activities of state agents, the media, which operated freely and represented a wide diversity of views (United States Department of State, 1989: 547), contributed to maintaining the level of human rights protection despite increasing terror attacks.

If escalating repression was based simply on its calculated benefits, then the government’s information advantage and ability to manage repression’s political costs would not matter for explaining changes in physical integrity rights violations. The example from Ecuador and the results from our multivariate analyses show that governments facing intensifying violent threats seem more likely to refrain from ratcheting up repression when reporters can investigate and report freely. In contrast, media-controlling governments as in Venezuela expect to curb the political costs of escalating repression. Decision-makers can place their preferred stories, shape how rebel or terror groups are portrayed, frame escalations as a proportionate state response and make monitoring of its compliance with international human rights norms more difficult.

Conclusion

Violent threats are usually followed by state repression, as summarized in the ‘law of coercive responsiveness’ (Davenport, 2007: 7). This relationship is less straightforward when we focus on the government’s response to dynamic changes in threats and the media environment. A free press can help to hold governments to account, making it more politically risky to ratchet up state violence. Our study shows that even when the government is faced with growing terror attacks and armed conflict, escalating state repression is less likely when journalists can investigate and publish their reports freely.

Our findings highlight the importance of examining the political costs of repression for political leaders, the policy correlates of physical integrity violations and the role of the press in ensuring accountability. Governments are sensitive to the flow of information and the possibility that domestic or external actors can impose political costs for human rights violations, such as torture and extrajudicial killings when they are more visible (Hendrix and Wong, 2013). An information advantage allows governments to excuse or justify their use of violence. They shift responsibility or they can frame their policies and targets in a way that makes increasing violence appear proportionate and appropriate, and it reduces the perceived likelihood of being held accountable. Media control can lower the perceived political costs of increasing repression and make such escalation more likely, as our findings show. The conditional relationship between intensifying violent

dissent and media control helps explain variation in responses to violent domestic threats and why some decision-makers are willing to increase repression, while others are not, despite rising domestic threats. Control of the media reduces the anticipated costs of ratcheting up repression. Our results suggest the importance of a free media as a constraint on a government's use of coercive force and that violations of physical integrity rights are not a discrete policy, but part of a policy package. While limiting media's ability to do its job may not be as shocking as the violation of physical integrity rights, it may facilitate the latter.

In analysing media constraints, we have investigated perhaps the most obvious of complementary policy correlates for repression. Accountability for contentious decisions and the attendant political costs can also be managed in other ways. Work on regional patterns of violations suggests that governments mimic neighbouring states and attempt to hide their non-compliance in a crowd of non-compliers, governments impose restriction on civil society organizations as well as the media or use proxies to implement repression (e.g. Bakke et al., 2020; Bell et al., 2019; Carey et al., 2015; Simmons, 2009). Furthermore, our focus is at the country-level and national strategies of repression. Escalating dissent may involve substantial policy changes at the local level that are not picked up in our study. State agents at different levels and organizations might have very different accountability-evading measures available to them (Carey and Gohdes, 2021). The degree of complementarity of these measures is worth investigating.

We still have only a limited understanding of why repression de-escalates and governments respect human rights in previously repressive contexts, for example, after the end of an armed conflict or after the termination of a highly repressive regime (Carey and González, 2021). In order to secure respect for human rights, particularly under volatile conditions, we need a better understanding of possible measures that can foster the de-escalation and prevent the re-escalation of state violence. Protecting media freedom and the independent monitoring of government policy are likely to be central to such efforts.

Acknowledgement(s)

The authors thank the editor and the reviewers for their helpful comments. Earlier versions of this project were presented at the ISA Convention 2016, at the 2016 workshop 'Violent and Nonviolent Tactics in Conflict' at Peace Research Institute Oslo (PRIO), at the University of Heidelberg and at the ETH and University of Zurich. They are particularly grateful to Stefanie Bailer, Charles Butcher, Lars-Eric Cederman, Scott Gates, Kristian Gleditsch, Adam Scharpf and Hannah Smidt for their valuable feedback.

Declaration of Conflicting Interests

The author(s) declared no potential conflicts of interest with respect to the research, authorship and/or publication of this article.

Funding

The author(s) disclosed receipt of the following financial support for the research, authorship and/or publication of this article: This project received funding from the European Research Council under the European Union's Seventh Framework Programme (FP7/2007-2013)/ERC Grant Agreement no 336019.

ORCID iD

Sabine C Carey  <https://orcid.org/0000-0003-3286-0040>

Supplementary Information

Additional Supplementary Information may be found with the online version of this article.

Contents

S1 Summary and descriptive statistics

S1.1 Summary statistics

Table S1.1. Summary statistics

S1.2 Distribution of changes in repression

Table S1.2.2. Distribution of changes in repression

Table S1.2.3. Frequency of changes in repression by regime type

Table S1.2.4. Frequency of changes in repression by PTS value

S1.3 Frequency of constrained media by regime type

Table S1.3.1. Frequency of media freedom by regime type

S2 Alternative estimations

S2.1 Ordinary least squares (OLS) and probit regressions

Table S2.1.1. Fixed effects (country) linear regressions (OLS) of dissent and constrained media on changes in repression

Table S2.1.2. Fixed effects (country and year) linear regressions (OLS) of dissent and constrained media on changes in repression

Table S2.1.3. Probit regressions of dissent and constrained media on the de-escalation in repression

Table S2.1.4. Probit regressions of dissent and constrained media on the escalation in repression

S2.2 Models including a control variable for military personnel

Table S2.2.1. Multinomial regressions of dissent onset and constrained media on changes in repression, with control variable for military personnel per capita

Table S2.2.2. Multinomial regressions of dissent intensification and constrained media on changes in repression, with control variable for military personnel per capita

S2.3 Models including a control variable for pro-government militias (PGMs)

Table S2.3.1. Multinomial regressions of dissent onset and constrained media on changes in repression, with control variable for pro-government militias (PGMs)

Table S2.3.2. Multinomial regressions of dissent intensification and constrained media on changes in repression, with control variable for pro-government militias (PGMs)

S2.4 Models including a control variable for coup attempts

Table S2.4.1. Multinomial regressions of dissent onset and constrained media on changes in repression, with control variable for failed coup attempt

Table S2.4.2. Multinomial regressions of dissent intensification and constrained media on changes in repression, with control variable for failed coup attempt

S2.5 Models including a control variable for armed conflict in neighbouring country

Table S2.5.1. Multinomial regressions of dissent onset and constrained media on changes in repression, with control variable for armed conflict in neighbouring country

Table S2.5.2. Multinomial regressions of dissent intensification and constrained media on changes in repression, with control variable for armed conflict in neighbouring country

S2.6 Models including a control variable for terrorism in neighbouring country

Table S2.6.1. Multinomial regressions of dissent onset and constrained media on changes in repression, with control variable for terrorist attacks in neighbouring country

Table S2.6.2. Multinomial regressions of dissent intensification and constrained media on changes in repression, with control variable for terrorist attacks in neighbouring country

S2.7 Models including a control variable for nonviolent campaigns in neighbouring country

Table S2.7.1. Multinomial regressions of dissent onset and constrained media on changes in repression, with control variable for nonviolent campaign in neighbouring country

Table S2.7.2. Multinomial regressions of dissent intensification and constrained media on changes in repression, with control variable for nonviolent campaign in neighbouring country

S2.8 Models with an alternative measure of constrained media

Table S2.8.1. Multinomial regressions of dissent onset and constrained media (fixed averages) on changes in repression

Table S2.8.2. Multinomial regressions of dissent intensification and constrained media (fixed averages) on changes in repression

S2.9 Models excluding all control variables

Table S2.9.1. Multinomial regressions of dissent onset and constrained media on changes in repression, without control variables

Table S2.9.2. Multinomial regressions of dissent intensification and constrained media on changes in repression, without control variables
 Figure S2.9.1. Substantive effect (double differences) of constrained media over the range of dissent onset (left) and intensification (right) based on Tables S2.9.1 and S2.9.2

Notes

1. Media censorship involves legal, political, economic or physical constraints on the independence of media outlets and journalists. It is distinguished from the violation of physical integrity rights and the use of physical violence targeted at any group of the population.
2. For our argument, it is not necessary that increased violation of physical integrity rights consistently trigger international or domestic costs. It is sufficient for governments to be concerned about the possibility of such costs.
3. Focussing on these extreme forms of violent opposition reduces the impact of a cyclical relationship between dissent and repression, which concentrates primarily on the links between forms of protest, such as strikes, demonstrations and riots, and repression (e.g. Carey, 2006; Ritter and Conrad, 2016).
4. The idea that governments are concerned about containing the costs of repression is consistent with other patterns in the distribution of repression (e.g. Christensen, 2018).
5. We do not claim that such strategies are effective and governments may over-estimate their information advantage. For a general discussion of whether the media effectively fulfils its watchdog role, see Norris (2014).
6. Restricting traditional media often goes hand-in-hand with limiting the Internet and censoring social media as a strategy to facilitate and support state repression (Gohdes, 2015, 2020).
7. The time period is constrained by the availability of the NAVCO data on nonviolent mass mobilization. While this limits our analysis to a period prior to mass social media, including nonviolent dissent in our models allows us to more accurately assess government responses to organized dissent (e.g. Carey, 2010; Davenport, 1995; Ritter, 2014).
8. We use coding based on Amnesty International, which we complete with State Department values for missing years following (Poe et al., 2001). The censored ordinal scale means that once a country receives a '5' ('1') it cannot further (de-)escalate.
9. Only very few cases experience a change of more than one level (2%). See Table S1.2.2 in the online appendix of the Supplementary Information.
10. Changes occur in all regimes, but repression levels are most stable in democratic regimes, see Table S1.2.3 in the online appendix of the Supplementary Information. Table S1.2.4 in the online appendix of the Supplementary Information lists the row and column percentages of the changes to different PTS levels.
11. NAVCO includes campaigns with maximalist objectives (i.e. regime change, secession or self-determination) as opposed to limited (i.e. greater civil liberties or economic rights).
12. We thank the anonymous reviewer for this suggestion.
13. It may be considered as a continuous outcome given the consecutive values of the scale (Ferrer-i Carbonell and Frijters, 2004).
14. The presence of irregular forces helps to maintain repressive policies and decreases the likelihood of any reduction in state violence. Examples include the increase in repression during the First Ivorian civil war and in the aftermath of increasing terrorist attacks in Thailand, both in 2002.
15. An example is Turkey's President Erdogan, who limited civil liberties and imprisoned large number of academic and opposition leaders after the failed coup attempt in July 2016.
16. Based on minimum distances from CShapes (Weidmann et al., 2010).

References

- Anable D (2006) The Role of Georgia's Media – And Western Aid – In the Rose Revolution. *Harvard International Journal of Press/Politics* 11 (3): 7–43.
- Apodaca C (2007) The Whole World Could Be Watching: Human Rights and the Media. *Journal of Human Rights* 6 (2): 147–164.
- Apodaca C and Stohl M (1999) United States Human Rights Policy and Foreign Assistance. *International Studies Quarterly* 43 (1): 185–198.
- Aytac SE, Schiumerini L and Stokes S (2017) Protests and Repression in New Democracies. *Perspectives on Politics* 15 (1): 67–82.

- Bakke KM, Mitchell NJ and Smidt H (2020) When States Crack Down on Civil Society. *International Studies Quarterly* 64 (1): 85–96.
- Bell SR, Clay CK and Murdie A (2019) Join the Chorus, Avoid the Spotlight: The Effect of Neighborhood and Social Dynamics on Human Rights Organization Shaming. *Journal of Conflict Resolution* 63 (1): 167–193.
- Berry WD, DeMeritt JHR and Esarey J (2010) Testing for Interaction in Binary Logit and Probit Models: Is a Product Term Essential? *American Journal of Political Science* 54 (1): 248–266.
- Boudreau V (2009) Elections, Repression and Authoritarian Survival in Post-Transition Indonesia and the Philippines. *The Pacific Review* 22 (2): 233–253.
- Brechenmacher S (2017) *Civil Society Under Assault: Repression and Responses in Russia, Egypt, and Ethiopia*. Washington, DC: Carnegie Endowment for International Peace.
- Brooke J (1991) Newly Militant Indians in Ecuador Unnerve Propertied Class. *The New York Times*, 20 January, p.19.
- Carey SC (2006) The Dynamic Relationship between Protest and Repression. *Political Research Quarterly* 59 (1): 1–11.
- Carey SC (2010) The Use of Repression as Response to Domestic Dissent. *Political Studies* 58 (1): 167–186.
- Carey SC and Gohdes AR (2021) Understanding Journalist Killings. *Journal of Politics*. Epub ahead of print 22 December. DOI: 10.1086/715172.
- Carey SC and González B (2021) The Legacy of War: The Effect of Militias on Postwar Repression. *Conflict Management and Peace Science* 38 (3): 247–269.
- Carey SC, Colaresi MP and Mitchell NJ (2015) Governments, Informal Links to Militias, and Accountability. *Journal of Conflict Resolution* 59 (5): 850–876.
- Carey SC, Mitchell NJ and Lowe W (2013) States, the Security Sector, and the Monopoly of Violence: A New Database on Pro-Government Militias. *Journal of Peace Research* 50 (2): 249–258.
- Carter DB and Signorino CS (2010) Back to the Future: Modeling Time Dependence in Binary Data. *Political Analysis* 18 (3): 271–292.
- Chenoweth E and Lewis OA (2013) Unpacking Nonviolent Campaigns: Introducing the NAVCO 2.0 Dataset. *Journal of Peace Research* 50 (3): 415–423.
- Chenoweth E and Stephan MJ (2011) *Why Civil Resistance Works: The Strategic Logic of Nonviolent Conflict*. New York: Columbia University Press.
- Christensen D (2018) The Geography of Repression in Africa. *Journal of Conflict Resolution* 62 (7): 1517–1543.
- Correlates of War Project (2010) National Material Capabilities Data Documentation Version 4.0 (Electronic resource). Available at: <https://correlatesofwar.org/data-sets/national-material-capabilities> (accessed 12 January 2018).
- Davenport C (1995) Multi-Dimensional Threat Perception and State Repression: An Inquiry into Why States Apply Negative Sanctions. *American Journal of Political Science* 39 (3): 683–713.
- Davenport C (2007) State Repression and Political Order. *Annual Review of Political Science* 10: 1–23.
- Davenport C and Armstrong DA (2004) Democracy and the Violation of Human Rights: A Statistical Analysis from 1976 to 1996. *American Journal of Political Science* 48 (3): 538–554.
- De Mesquita BB, Ferylal MC, Downs GW, et al. (2005) Thinking Inside the Box: A Closer Look at Democracy and Human Rights. *International Studies Quarterly* 49 (3): 439–458.
- DeMeritt JHR (2012) International Organizations and Government Killing: Does Naming and Shaming Save Lives? *International Interactions* 38 (5): 597–621.
- DeMeritt JHR (2016) The Strategic Use of State Repression and Political Violence (Oxford Research Encyclopedia of Politics). Available at: <https://doi.org/10.1093/acrefore/9780190228637.013.32> (accessed 11 May 2021).
- Dietrich S and Murdie A (2017) Human Rights Shaming through INGOs and Foreign Aid Delivery. *The Review of International Organization* 12 (1): 95–120.
- Dreher A and Schneider F (2010) Corruption and the Shadow Economy: An Empirical Analysis. *Public Choice* 144 (1-2): 215–238.
- Durante R and Zhuravskaya E (2018) When the World Is Not Watching? US News and the Israeli-Palestinian Conflict. *Journal of Political Economy* 126 (3): 1085–1133.
- Fairbanks CH (2004) Georgia's Rose Revolution. *Journal of Democracy* 15 (2): 110–124.
- Ferrer-i Carbonell A and Frijters P (2004) How Important Is Methodology for the Estimates of the Determinants of Happiness? *The Economic Journal* 114 (497): 641–659.

- Francisco RA (1996) Coercion and Protest: An Empirical Test in Two Democratic States. *American Journal of Political Science* 40 (4): 1179–1204.
- Freedom House (2015) Report on Russia's Freedom of the Press 2015. Available at: https://freedomhouse.org/sites/default/files/resources/FOTN%202015_Russia.pdf (accessed 3 February 2017).
- Gläßel C, González B and Scharpf A (2020) Grist to the Mill of Subversion: Strikes and Coups in Counterinsurgencies. *European Journal of International Relations* 26 (4): 1032–1060.
- Gleditsch KS (2002) Expanded Trade and GDP Data. *Journal of Conflict Resolution* 46 (5): 712–724.
- Gleditsch KS and Rivera M (2017) The Diffusion of Nonviolent Campaigns. *Journal of Conflict Resolution* 61 (5): 1120–1145.
- Gleditsch NP, Wallensteen P, Eriksson M, et al. (2002) Armed Conflict 1946–2001: A New Dataset. *Journal of Peace Research* 39 (5): 615–637.
- Global Terrorism Database (GTD) (2016) National Consortium for the Study of Terrorism and Responses to Terrorism (START). Available at: <https://www.start.umd.edu/gtd> (accessed 12 July 2016).
- Gohdes AR (2015) Pulling the Plug: Network Disruptions and Violence in Civil Conflict. *Journal of Peace Research* 52 (3): 352–367.
- Gohdes AR (2020) Repression Technology: Internet Accessibility and State Violence. *American Journal of Political Science* 64 (3): 488–503.
- Gohdes AR and Carey SC (2017) Canaries in a Coal-Mine? What the Killings of Journalists Tell Us about Future Repression. *Journal of Peace Research* 54 (2): 157–174.
- Grant RW and Keohane RO (2005) Accountability and Abuses of Power in World Politics. *American Political Science Review* 99 (1): 29–43.
- Hafner-Burton EM (2008) Sticks and Stones: Naming and Shaming the Human Rights Enforcement Problem. *International Organization* 62 (4): 689–716.
- Hathaway OA (2002) Do Human Rights Treaties Make a Difference? *The Yale Law Journal* 111 (8): 1935–2042.
- Hecló H (2010) *Modern Social Politics in Britain and Sweden*. Colchester: ECPR Press.
- Hendrix C and Wong W (2013) When Is the Pen Truly Mighty? Regime Type and the Efficacy of Naming and Shaming in Curbing Human Rights Abuses. *British Journal of Political Science* 43 (3): 651–672.
- Hill DW and Jones ZM (2014) An Empirical Evaluation of Explanations for State Repression. *American Political Science Review* 108 (3): 661–687.
- Human Rights Watch (2002) The Indonesian Military and Ongoing Abuses. Available at: <https://www.hrw.org/report/2002/07/31/indonesian-military-and-ongoing-abuses> (accessed 20 March 2018).
- Human Rights Watch (2014) World Report 2014: Turkey – Events of 2013. Available at: <https://www.hrw.org/world-report/2014/country-chapters/turkey> (accessed 16 March 2018).
- Kim HM, Whitten-Woodring J and James P (2015) The Role of Media in the Repression–Protest Nexus: A Game-Theoretic Model. *Journal of Conflict Resolution* 59 (6): 1017–1042.
- King G, Pan J and Roberts ME (2013) How Censorship in China Allows Government Criticism but Silences Collective Expression. *American Political Science Review* 107 (2): 326–343.
- King G, Pan J and Roberts ME (2017) How the Chinese Government Fabricates Social Media Posts for Strategic Distraction, Not Engaged Argument. *American Political Science Review* 111 (3): 484–501.
- King G, Tomz M and Wittenberg J (2000) Making the Most of Statistical Analyses: Improving Interpretation and Presentation. *American Journal of Political Science* 44 (2): 347–361.
- LaFree G, Dugan L and Korte R (2009) The Impact of British Counterterrorist Strategies on Political Violence in Northern Ireland: Comparing Deterrence and Backlash Models. *Criminology* 47 (1): 17–45.
- Lichbach MI (1987) Deterrence or Escalation? The Puzzle of Aggregate Studies of Repression and Dissent. *Journal of Conflict Resolution* 31 (2): 266–297.
- López V and Watts J (2017) Deaths and Injuries Reported Amid ‘Mother of All Marches’ in Venezuela. *The Guardian*, 19 April. Available at: <https://www.theguardian.com/world/2017/apr/19/venezuela-protest-mother-of-all-marches-maduro-violence> (accessed 18 November 2020).
- Lupu Y and Wallace GPR (2019) Violence, Nonviolence, and the Effects of International Human Rights Law. *American Journal of Political Science* 63 (2): 411–426.
- Marshall MG and Gurr TR (2020) *Polity5: Political Regime Characteristics and Transitions, 1800–2018*. Center for Systemic Peace. Available at: <http://www.systemicpeace.org/inscrdata.html> (accessed 11 May 2021).
- Mason TD and Krane DA (1989) The Political Economy of Death Squads: Toward a Theory of the Impact of State-Sanctioned Terror. *International Studies Quarterly* 33 (2): 175–198.
- Meernik J, Aloisi R, Sowell M, et al. (2012) The Impact of Human Rights Organizations on Naming and Shaming Campaigns. *Journal of Conflict Resolution* 56 (2): 233–256.

- Mejias UA and Vokuev NE (2017) Disinformation and the Media: The Case of Russia and Ukraine. *Media, Culture & Society* 39 (7): 1027–1042.
- Mitchell NJ (2012) *Democracy's Blameless Leaders: From Dresden to Abu Ghraib, How Leaders Evade Accountability for Abuse, Atrocity, and Killing*. New York: New York University Press.
- Mitchell NJ and McCormick JM (1988) Economic and Political Explanations of Human Rights Violations. *World Politics* 40 (4): 476–498.
- Mitchell NJ, Carey SC and Butler CK (2014) The Impact of Pro-Government Militias on Human Rights Violations. *International Interactions* 40 (5): 812–836.
- Moore WH and Davis DR (1998) Ties That Bind? Domestic and International Conflict Behavior in Zaire. *Comparative Political Studies* 31 (1): 45–71.
- Myers SL and Mozur P (2019) China Is Waging a Disinformation War Against Hong Kong Protesters. *The New York Times*, 13 August. Available at: <https://advance.lexis.com/api/document?collection=news&id=urn:contentItem:5WTC-TOG1-JBG3-630W-00000-00&context=1516831> (accessed 18 November 2020).
- Nielsen RA (2013) Rewarding Human Rights? Selective Aid Sanctions against Repressive States. *International Studies Quarterly* 57 (4): 791–803.
- Norris P (2014) Watchdog Journalism. In: Bovens M, Goodin RE and Schillemans T (eds) *The Oxford Handbook of Public Accountability*. Oxford: Oxford University Press, pp.525–542.
- Office of the United Nations High Commissioner for Human Rights (OHCHR) (2017) *Human Rights Violations and Abuses in the Context of Protests in the Bolivarian Republic of Venezuela from 1 April to 31 July 2017*. Geneva: OHCHR.
- Oktem K (2013) Why Turkey's Mainstream Media Chose to Show Penguins Rather Than Protests. *The Guardian*, 9 June. Available at: <https://www.theguardian.com/commentisfree/2013/jun/09/turkey-mainstream-media-penguins-protests> (accessed 18 November 2020).
- Opp K-D and Roehl W (1990) Repression, Micro-mobilization, and Political Protest. *Social Forces* 69 (2): 521–547.
- Piazza JA and Walsh JI (2009) Transnational Terror and Human Rights. *International Studies Quarterly* 53 (1): 125–148.
- Pierson P (2000) Increasing Returns, Path Dependence, and the Study of Politics. *American Political Science Review* 94 (2): 251–267.
- Poe SC and Tate CN (1994) Repression of Human Rights to Personal Integrity in the 1980s: A Global Analysis. *American Political Science Review* 88 (4): 853–872.
- Poe SC, Carey SC and Vazquez TC (2001) How Are These Pictures Different? A Quantitative Comparison of the US State Department and Amnesty International Human Rights Reports, 1976–1995. *Human Rights Quarterly* 23 (3): 650–677.
- Poe SC, Tate CN and Keith LC (1999) Repression of the Human Right to Personal Integrity Revisited: A Global Cross-National Study Covering the Years 1976–1993. *International Studies Quarterly* 43 (2): 291–313.
- Powell JM and Thyne CL (2011) Global Instances of Coups from 1950 to 2010: A New Dataset. *Journal of Peace Research* 48 (2): 249–259.
- Rasler K (1996) Concessions, Repression, and Political Protest in the Iranian Revolution. *American Sociological Review* 61 (1): 132–152.
- Ritter EH (2014) Policy Disputes, Political Survival, and the Onset and Severity of State Repression. *Journal of Conflict Resolution* 58 (1): 143–168.
- Ritter EH and Conrad CR (2016) Preventing and Responding to Dissent: The Observational Challenges of Explaining Strategic Repression. *American Political Science Review* 110 (1): 85–99.
- Roberts ME (2018) *Censored: Distraction and Diversion Inside China's Great Firewall*. Princeton, NJ: Princeton University Press.
- Robison KK (2009) Terror's True Nightmare? Reevaluating the Consequences of Terrorism on Democratic Governance. *Terrorism and Political Violence* 22 (1): 62–86.
- Rost N (2011) Human Rights Violations, Weak States, and Civil War. *Human Rights Review* 12 (4): 417–440.
- Sharp G (2005) *Waging Nonviolent Struggle*. Boston, MA: Porter Sargent.
- Shor E, Charnichael J, Munoz JIN, et al. (2014) Terrorism and State Repression of Human Rights: A Cross-National Time-Series Analysis. *International Journal of Comparative Sociology* 55 (4): 294–317.
- Simmons B (2009) *Mobilizing for Human Rights: International Law in Domestic Politics*. Cambridge: Cambridge University Press.
- United States Department of State (1989) *U.S. Human Rights Policy and Review of the State Departments Country Reports on Human Rights Practices for 1988*. Washington, DC: U.S. Government Printing Office.

- United States Department of State (1992) *U.S. Human Rights Policy and Review of the State Departments Country Reports on Human Rights Practices for 1991*. Washington, DC: U.S. Government Printing Office.
- United States Department of State (1993) *U.S. Human Rights Policy and Review of the State Departments Country Reports on Human Rights Practices for 1992*. Washington, DC: U.S. Government Printing Office.
- Venezuela Investigative Unit (2017) Venezuela Security Forces Were Killed in Record Numbers in 2016. *InSight Crime*, 25 January. Available at: <https://www.insightcrime.org/news/brief/venezuela-security-forces-killed-record-numbers-2016/> (accessed 18 November 2020).
- Vreeland JR (2008) The Effect of Political Regime on Civil War: Unpacking Anocracy. *Journal of Conflict Resolution* 52 (3): 401–425.
- Weidmann NB, Kuse D and Gleditsch KS (2010) The Geography of the International System: The CShapes Dataset. *International Interactions* 36 (1): 86–106.
- Whitten-Woodring J (2009) Watchdog or Lapdog? Media Freedom, Regime Type, and Government Respect for Human Rights. *International Studies Quarterly* 53 (3): 595–625.
- Whitten-Woodring J and Van Belle DA (2017) The Correlates of Media Freedom: An Introduction of the Global Media Freedom Dataset. *Political Science Research and Methods* 5 (1): 178–188.
- Wood RM and Gibney M (2010) The Political Terror Scale (PTS): A Re-Introduction and a Comparison to CIRI. *Human Rights Quarterly* 32 (2): 367–400.
- World Bank (2018) World Bank Country and Lending Groups: Historical Classification by Income. Available at: <https://datahelpdesk.worldbank.org/knowledgebase/articles/906519-world-bank-country-and-lending-groups> (accessed 20 January 2018).
- Yılmaz G (2016) Europeanisation or De-Europeanisation? Media Freedom in Turkey (1999–2015). *South European Society and Politics* 21 (1): 147–161.
- Zanger SC (2000a) A Global Analysis of the Effect of Political Regime Changes on Life Integrity Violations, 1977–93. *Journal of Peace Research* 37 (2): 213–233.
- Zanger SC (2000b) Good Governance and European Aid: The Impact of Political Conditionality. *European Union Politics* 1 (3): 293–317.

Author Biographies

Sabine C Carey is professor of Political Science, International Relations at the University of Mannheim. She analyses state-sponsored repression, militias, the role of accountability and political institutions. Her recent work appeared, among others, in the *Annual Review of Political Science*, the *Journal of Politics*, *Journal of Peace Research* and the *Journal of Conflict Resolution*.

Belén González is an assistant professor of Sustainable Governance at Leuphana University Lüneburg and a research fellow at the German Institute for Global and Area Studies (GIGA). She analyses the dynamics and consequences of different forms of contentious politics across political contexts. Her most recent publications appeared in *Comparative Political Studies*, *Conflict Management and Peace Science*, and the *European Journal of International Relations*. She holds a PhD from the University of Essex.

Neil J Mitchell is emeritus professor of International Relations at UCL and the author of *Why Delegate?* (Oxford University Press 2021).